

Master Data Management for SAP Made Simple and Efficient

Agenda

- Panelists
- Brief Intro
- Master Data Management Case Study - Edgewell
- Master Data Management Case Study - Buckman
- Overcoming SAP MDM Challenges with Digital Workflows
- Demo
- Q&A

Panelists

Edgewell Personal Care

Nathan Pritt

Senior Global Data Steward

Justin Williams

Senior Global Data Steward

Buckman International

Suresh Shenoy

SAP SCM Functional Analyst

Samir Karwade

Senior Supply Chain Consultant

Cambrian Lab

Kris Gorrepati

Product Management

Hiren Shah

Customer Success

About Cambrian Lab

Mission: To Provide Effective and Practical Solutions for Supply Chain Excellence

Team

Supply Chain, New Product Development and Technology Experts from SAP, Samsung, Siemens, GM, Ford, Applied Materials

Industries

Automotive, High-tech, Semiconductor Equipment, Medical Devices, Consumer Products

Locations

SF Bay Area, Detroit, Boston, Houston

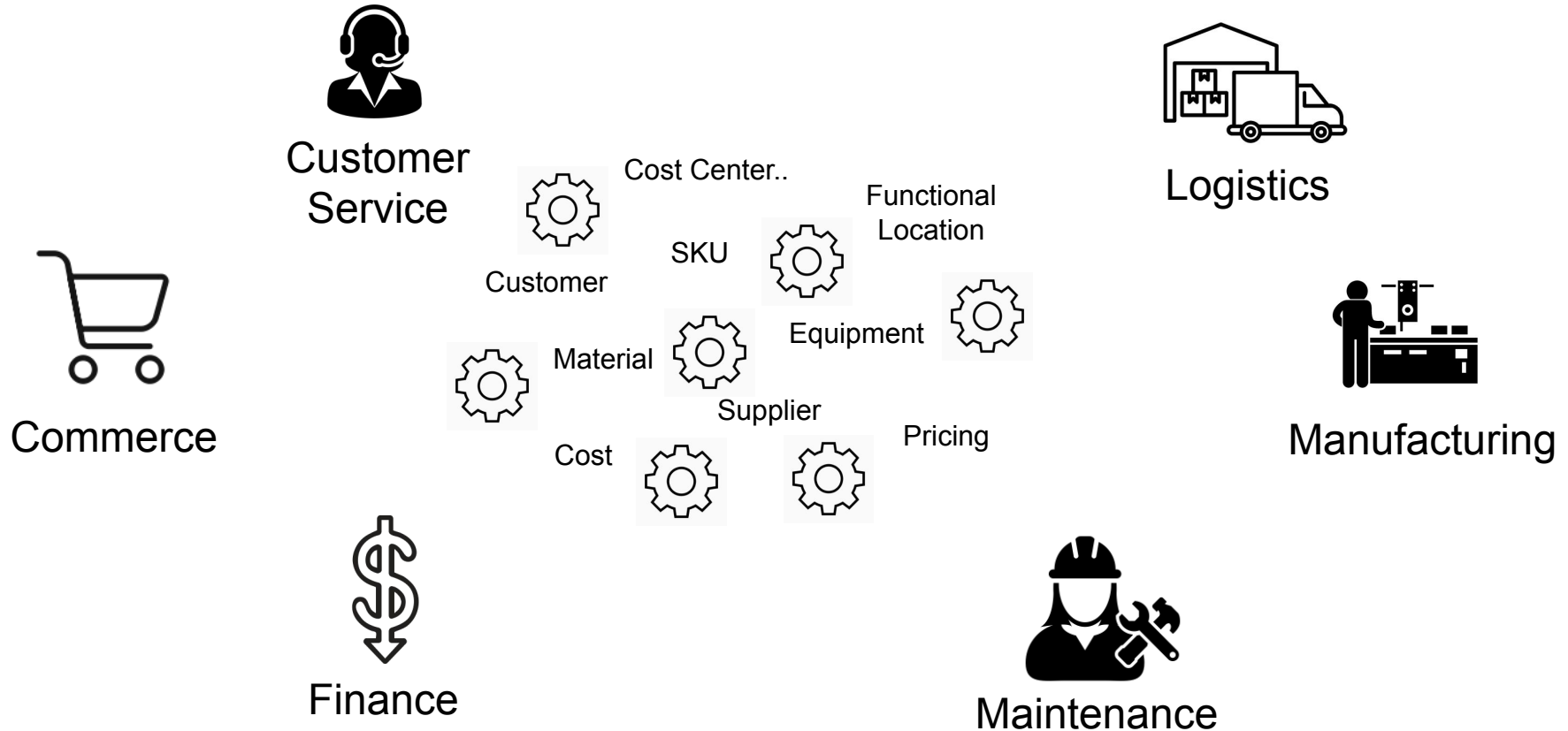
Expertise

- New Product Introduction, Supplier Development Quality Management, and Master Data Management
- Enterprise and Supply Chain Technology (ERP, SCM, Manufacturing, CRM, Sourcing, Finance)

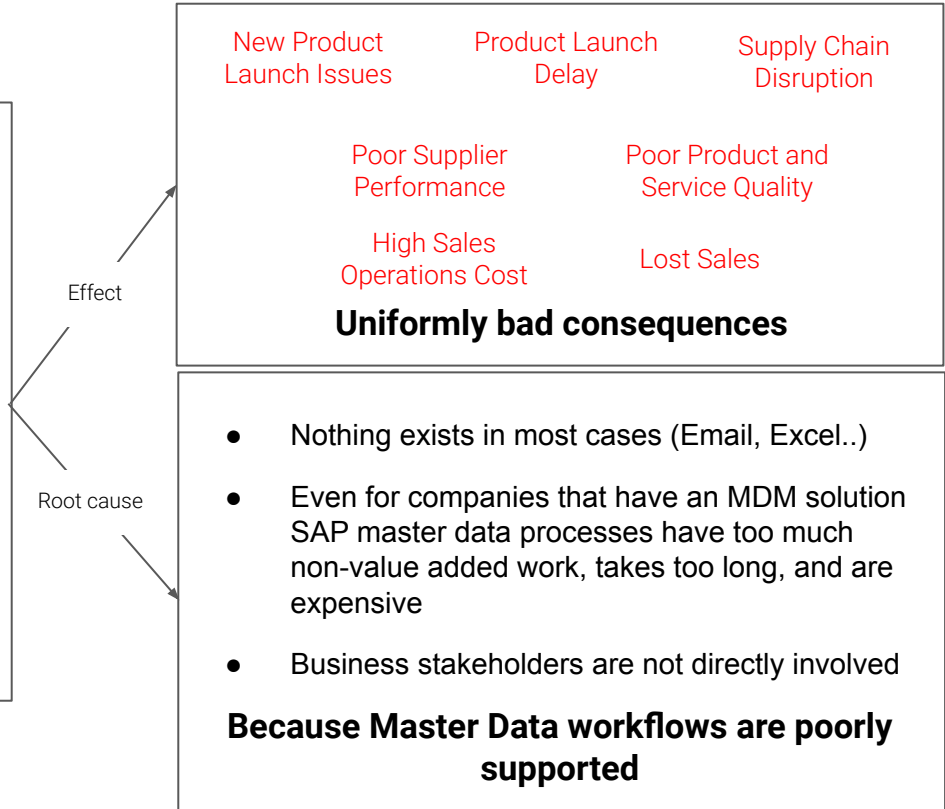
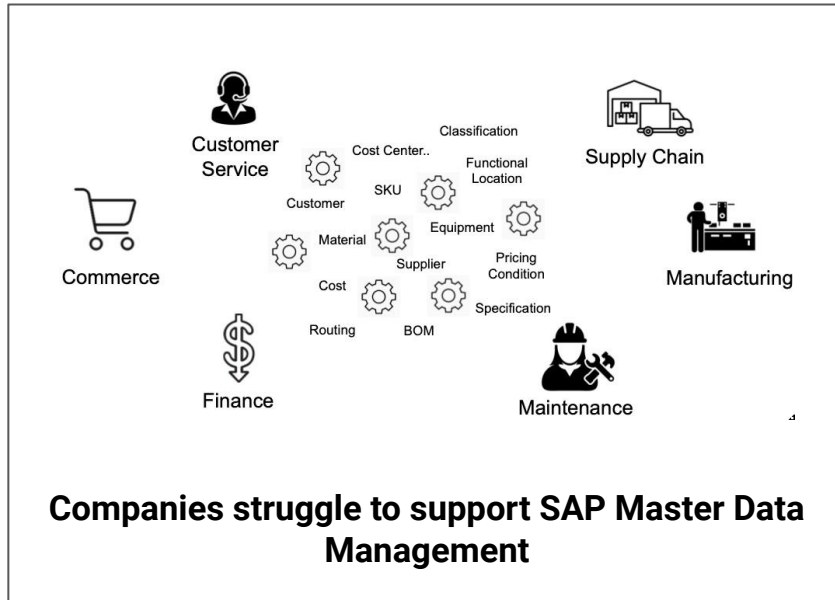
Offerings

ZFlow – Digital Workflow for the Modern Supply Chain

Good Master Data is Critical for Operational Excellence



SAP Master Data Management is a Struggle for most Organizations

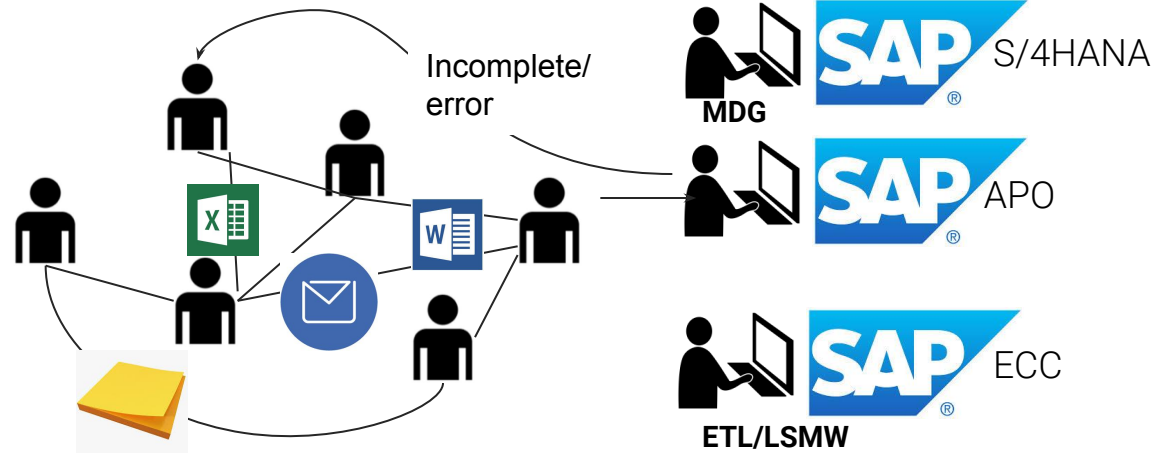


SAP Master Data Management

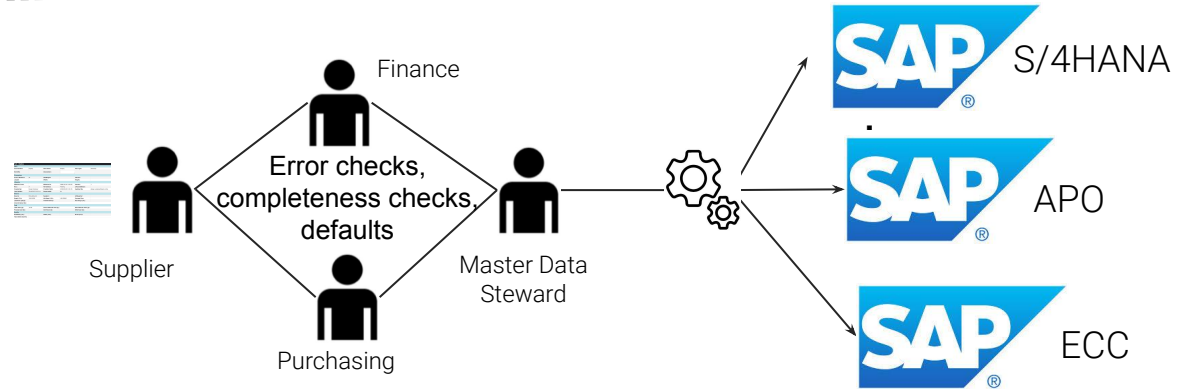


Traditional vs. Master Data Management with ZFlow

Traditional Master Data Development



Master Data Management with ZFlow



Agenda

- Panelists
- Brief Intro
- Master Data Management Case Study - Edgewell
- Master Data Management Case Study - Buckman
- Overcoming SAP MDM Challenges with Digital Workflows
- Demo
- Q&A

Weights & Measures - Opportunity & Value

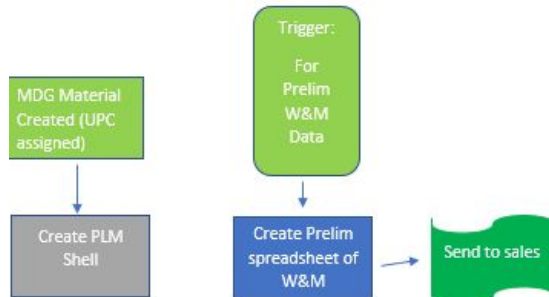
Proposed State for Finished Goods



User Steps

- Enter spec number and save
- Attach template spreadsheet
- Click submit
- Review data was loaded
- Click approve

THESE TASKS WILL REMAIN AS IS



Opportunity

- ✓ Trigger workflow off of G2M Task completion
- ✓ ~~Automated Create PLM Shell~~
- ✓ Manual effort only in Finalize W&M Worksheet
- ✓ Automated updates to PLM, WP1, G2M
- ✓ Marking Task Complete in G2M

Potential Value

- ✓ Reduce **system** manual entry from 3 ☐ Zero
- ✓ Update PLM, WP1, G2M automatically
- ✓ Reduce **impact** on 2 functional roles involved in process
- ✓ Reduce system switching from 2,3 ☐ Zero
- ✓ Confidence in our data
- ✓ Data in sync between systems
- ✓ Reporting Opportunities
- ✓ Displays included in the first phase

Process Info Current Step Process Data Members Roles WorkFlow Related Processes Process Log Process Graph Process Report



Save



Edit

Changes

Attachments

Current Activity:

Enter Specification Number and Upload Spreadsheet

Current Status:

started



Cancel



Submit



Hold

You are Acting for the Performer

Performers:

Victoria 


Instructions:

Please enter data in the form below and save or add files to the process then click to continue process

Project ID:

40020

GTM Project Description:

LATAM HT kids & baby trigger spray 

GTM Task ID:

1991403

Material Number:

Y000897503

Packaging Engineer:

Victoria @edgewell.com

Material Has PLM Spec:

Yes



Specification Number:

Assigned Material In PLM:

Attachments

Name	Description	Type	Size	Date
------	-------------	------	------	------


No attachments found

Weights and Measures - Digital Workflow Value



Time Savings

81 Total hours

- Packaging Engineers
- Base: 101 Hours
- New: 20 Hours 
- Savings: 80%




Improved Data Health

- Automated updates based on Standardized Static Template
- Eliminate data entry error
- Future Data Health Rule for Validity



Increased Agility

- Manual data entry in different systems reduced from 3 \square 0
- Number of areas involved in a change reduced from 2 \square 1



Value-Added Time

Current activity:

Manually enter data in PLM (SAP), WP1 (SAP), G2M (Custom App)

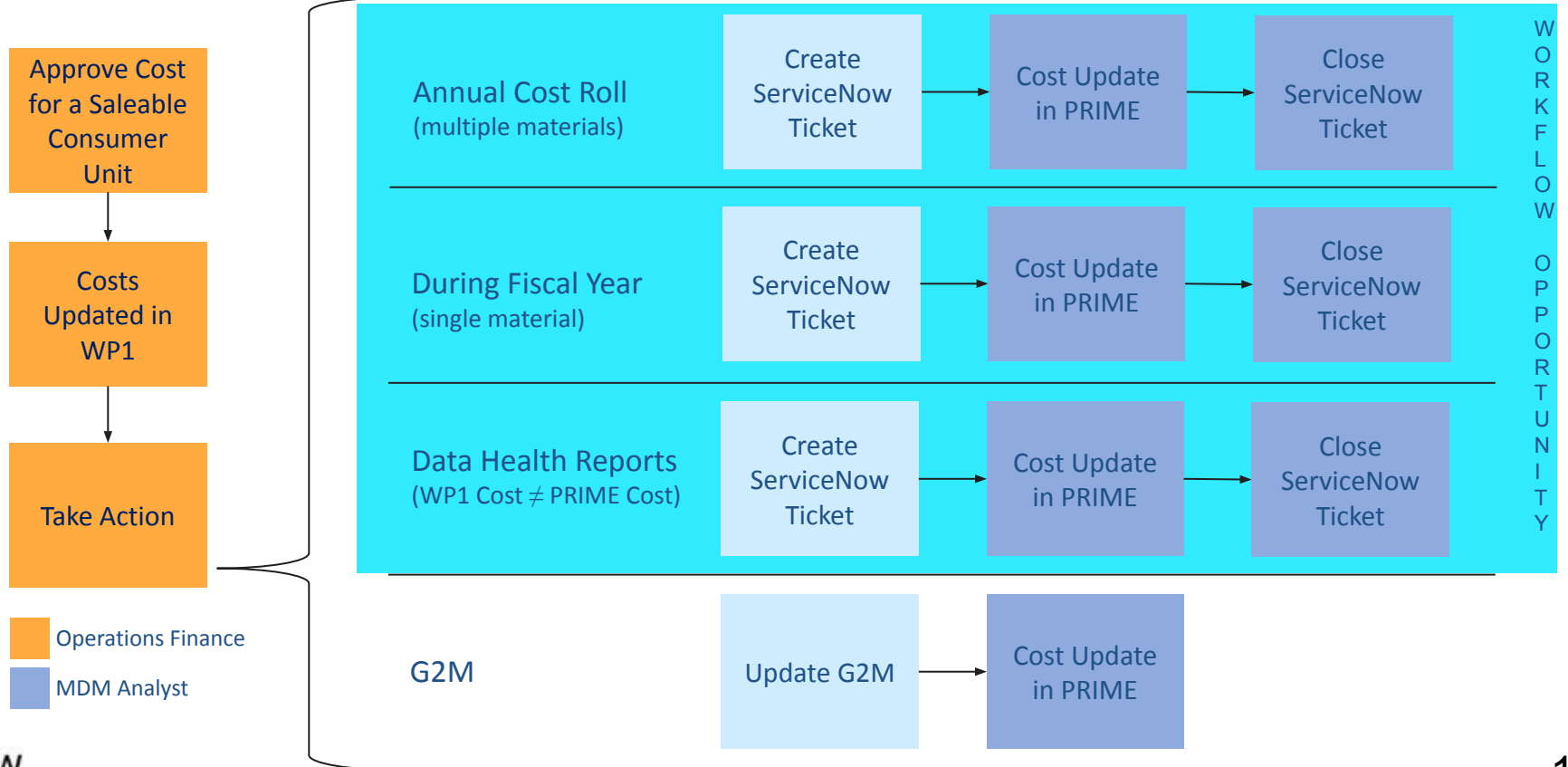
Update G2M task to complete

Replaced by:

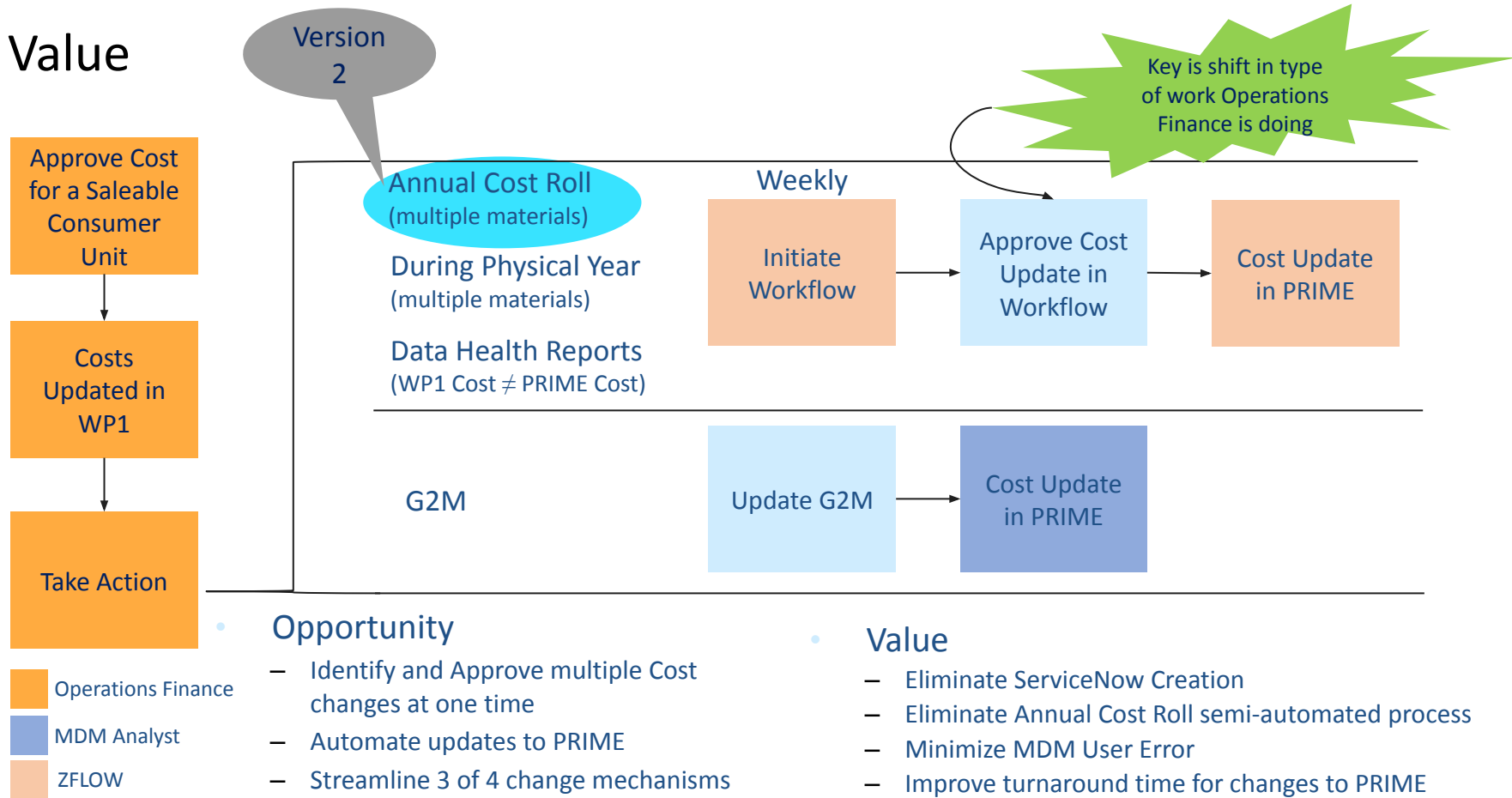
- Workflow Activities for each material queued by ZFLOW
- Upload template to ZFLOW
- ZFlow updates PLM, WP1, and Custom App as part of workflow

Opportunity

Multiple streams, multiple points of failure



Value



• Opportunity

- Identify and Approve multiple Cost changes at one time
- Automate updates to PRIME
- Streamline 3 of 4 change mechanisms into 1 automated workflow, resulting in only 2 ways for update Costs in PRIME

• Value

- Eliminate ServiceNow Creation
- Eliminate Annual Cost Roll semi-automated process
- Minimize MDM User Error
- Improve turnaround time for changes to PRIME materials

Cost Update Version 1 Projected Value



Time Savings

156 Total hours

- 78 in Operations Finance
- 78 in MDM Analyst group




Increased Data Health

New Baseline: 98%
Current Baseline: 90.16%
Improvement: +7.84%



Increased Agility

New Days to update: 0
Normal days to update: 1
Number of areas involved in a change: 2 \square 1



Value-Added Time

Current activity to accomplish change:
Generate ServiceNow ticket
Replaced by:
Approve Cost Updates

Agenda

- Panelists
- Brief Intro
- Master Data Management Case Study - Edgewell
- Master Data Management Case Study - Buckman
- Overcoming SAP MDM Challenges with Digital Workflows
- Demo
- Q&A

ZFLOW



SAP

Presenter
Suresh Shenoy
April 7th, 2022



Buckman



- Buckman Chemicals is a global specialty chemical company headquartered in Memphis, Tennessee, US.
- Manufacturing presence in NA, LATAM, EMENA, APAC & China.
- Supplies Industrial Chemicals – Paper Mills, Water treatment, Agriculture, Leather, Oil & Gas..Etc.
- System - Single instance, SAP ECC 6 with HANA database.
- ZFLOW chosen for MDM digital workflow / governance tool to interface with SAP



Buckman



ZFlow-MDM Usage at Buckman

- **ZFlow** is a web-based application used by Buckman for master data governance and management
- Extensively being used for Material master creation, extension, customer onboarding
- Simple, self explanatory, no additional skill set needed
- Easy to configure, rollout templates, workflow setup, delegation, reminders ..etc
- Field validation, Field value auto determination, restrict field usage, documentation help are important features
- Microsoft Single sign on option
- Multi language support (Ex: Chinese customer name, texts)

Customer Onboarding Old Practice / Challenges

31-Jan-2021		Input data only in Column D - see the instruction in Column G of same row .		Click Here to attach Doc.	
2.3 Customer Master Creation Form			INSTRUCTION		
BASIC DATA	Customer Account Group	Sold To / Bill To Customer	Click down arrow button and select. for the customer Group - Bill To or Ship To		
	Entity	Singapore	Select entity from the list - For Korea and Japan customer complete JA_KO_ZH tab also with respective entity local language		
	Distribution Channel	Export	Select the sale category Domestic or Export sales from the Entity view		
	Product	Chemical	Auto field do not input		
GENERAL DATA	Customer Legal Name (Maximum 40 Characters)		Input Customer name as per statutory registered by customer in the first cell (D10) allows only 40 letters if Customer name exceeds 40 letter continue in next row. Do not use the space. Instead start in the next row with full word. Don't use ". Hints for SAP BI requirement to assign CTC, as per standard i.e. name + City + 2 digit country code in Braces ().		
	Customer Name 2 (Up to 40 Characters)				
	Reporting Name (for W1 - CTC / Q1 / SAP BI)				
	Search Key		Company name in Short or acronym maximum 20 letters		
	Address 1 (Maximum 60 Characters)		Input Door No, Street name + Area + District etc. maximum 60 letters if exceeds use next row with remaining text. DO NOT INPUT CITY NAME, COUNTRY NAME, PIN CODE etc. use separate cell for this		
	Address 2 (Up to 40 Characters)				
	Postal Code (SAP / PIN as per country standard)		Enter as per the Customer's country specific, if Country doesn't maintain code - enter 0		
	City Name		Enter City Name correctly		
	Country		Select from the list for Customer's Country		
	Region		The list will appear based on the country selected. If new Country inform Admin by email to add in the list.		
Is a Real Ship-to		Select Yes to appear in CTC, if only Bill to Customer and no delivery of goods select No.			
Is Distributor (Y/N)	No	If Yes, please complete the vendor tab and Get it signed Form B tab			
COMMUNICATION	Language	EN English	Auto field do not input		
	Telephone <small>Country Code Area Code Number</small>		Do Not enter "." use space after Country Code, Area Code and number.		
	Mobile Number <small>Country Code - Number</small>				
	Email		Input Customer's email to send Invoice Copy / AR reminder, if don't prefer enter ssfapac@buckman.com		
TAX	GST / VAT ID <small>Other than India / New Zealand</small>				
	GST / VAT ID		GST ID / VAT ID is mandatory for all Domestic Customer other than Export		

Help Master Form India Tax Code Credit Proposal Review ZDIM Sheet2 DISTRIBUTOR_VENDOR

- Delay in creating the customer master / ownership and responsibility.
- Excel based request via email. Less visibility for manager / team
- Incomplete requests ends up MDM chasing the requesters
- Field selection & validation. Inaccurate data and inconsistency.
Ex: User entering city Atlanta in CA state
- Uniformity and nomenclature (Phone number, Tax Numbers, Capitalization)
- Status of the request – pending or approved rejected tracking?
- Delegation / reminders to approve, or share additional info
- Multiple templates by entity – NA, APAC, EMENA, LATAM

New Customer Onboarding with ZFlow



Buckman English ▾

Workflow Portal

ZFlow

Email:

sshenoy@buckman.com

Password:

.....

☐ Remember me

Login

Forgot password, send a new one

Login with Microsoft

Buckman Launch Pad Administration Data Maintenance Repository Reports My Profile Search ▾

Launch Pad for Administrator

Customer Service

Create Customer - APAC
Active(8) | Find | Insights

Create Customer - China
Active(15) | Find | Insights | New

Create Customer - LATAM
Active(2) | Find | Insights | New

Create Customer - NL America
Active(2) | Find | Insights | New

Material Extension To Plant

Create or Extend Package
Active(0) | Find | Insights | New

Extend Raw or Bulk Material
Active(0) | Find | Insights | New

Material Copy from Existing Material
Active(0) | Find | Insights | New

New Material Introduction

Create New Material
Active(0) | Find | Insights | New

Finance Master Data

Create New Cost Center
Active(0) | Find | Insights | New

ZFLOW



SAP

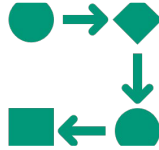
Presenter
Samir Karwade
April 7th, 2022

Pre ZFLOW and Post

- Multiple department coordination



Coordinate with
departments

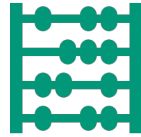


Workflow

- Complex data



Many rules to
remember



Defaults and
simple

- Global Data fields Governance



Stepping on each
other



Parallel Update
with governance

Material Extension To Plant

 Create or Extend Package	 Extend Raw or Bulk Material	 Material Copy from Existing Material
Active(103) Find Insights	Active(25) Find Insights	Active(4) Find Insights

New Material Introduction

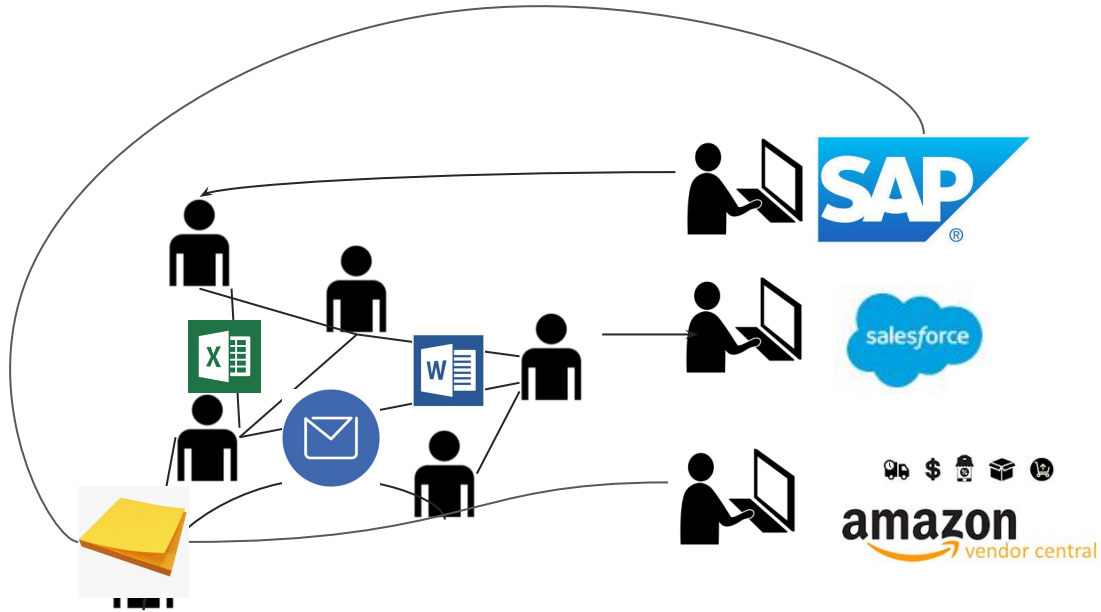
 Create New Material
Active(3) Find Insights New

<input type="radio"/> 7	Add MRP and Planning Information
<input type="radio"/> 8	Add Purchasing Data
<input type="radio"/> 9	Add Production and Scheduling Info
<input type="radio"/> 10	Add Sales and Logistics Info
<input type="radio"/> 11	Add Costing Data
<input type="radio"/> 12	Add Storage and Warehousing Info
<input type="radio"/> 13	Add Quality Management Info
<input type="radio"/> 14	Review Material Information

Agenda

- Panelists
- Brief Intro
- Master Data Management Case Study - Edgewell
- Master Data Management Case Study - Buckman
- Overcoming SAP MDM Challenges with Digital Workflows
- Demo
- Q&A

Traditional Master Data Management

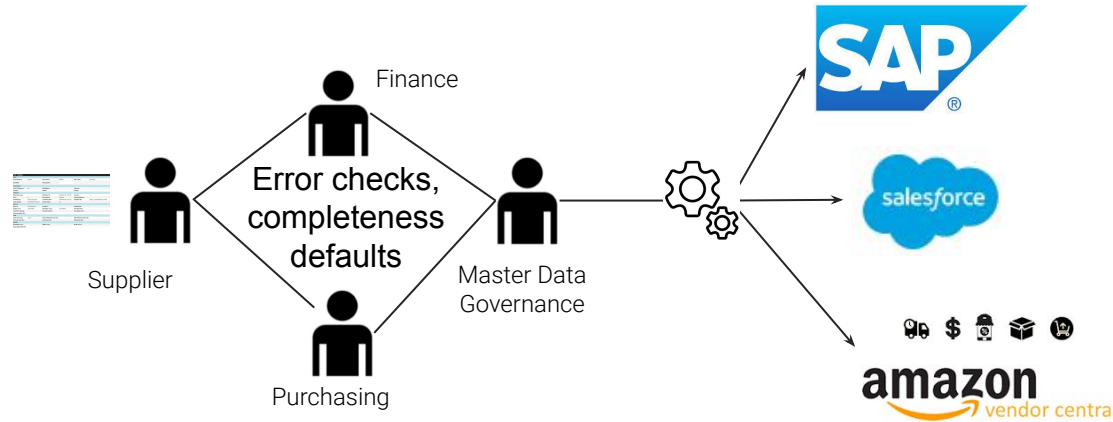


Very little business stakeholder involvement

Can take a lot of time and resources

Lot of non-value added activity

Master Data Management with ZFlow MDM (ZMDM)



Faster and simpler
with digital workflow

Driven by business
stakeholders

Business focused

Zero non-value added
activity

*Inventory levels
Logistics flow
Supplier risk
E-commerce
readiness
.....*



Typical Master Data Scenarios

Master Data Management

- New Part/Material Request
- New Material (Basic View)
- Extend Material (All Views)
- Change Material
- New Materials
- Bill of Material
- Routing
- Recipe
- Production Version
- New SKU
- Channel SKU Listings (Amazon, Shopify, Google Merchant Center)
- E-commerce Variation Management

- Approved Manufacturers
- Approved Manufacturer Parts
- Approved Suppliers
- New Supplier Request
- New Supplier Onboarding
- Vendor Change
- Purchase Info Record
- Pricing Master
- Pricing Change
- Cost/Price Synchronization
- New Customer
- E-commerce Branding Content
- Equipment
- Functional Location
- Maintenance Plan

Component Engineering

- New Component Request
- Component Change Request
- New Component Qualification
- New Component Manufacturer Qualification

E-commerce

- SKU Lifecycle Management
- Amazon Seller and Vendor Central Integration – Product/Image/A+ Content/Inventory/Pricing Feed
- Google Merchant Center Integration – Product Feed
- Shopify Integration – Product Feed / Orders

Product Engineering

- New Product Development using Stage-gate Workflow
- New Product Development using Concurrent Engineering Workflow
- New Part Request
- New Part Release

ZFlow for MDM – The Swiss Army Knife of Master Data Management

Effective and Seamless
Master Data Workflows

Involves All the Right
People at the Right Time

Out-of-the-box Integration to
ERP, CRM, E-commerce,
PLM, Supply Chain,
Manufacturing Systems

Zero-code



Supply Chain Ready















Support for Many Master
Data Domains

Readily Usable Master Data and Related Workflows





Z Launch Pad Administration Data Maintenance New Process Repository Reports My Profile Search

Launch Pad for Administrator


Material Master Data Management

 EOL Notice (Marketing) Active(0) Find Insights	 Create Material Master Multiple Views Active(0) Find Insights New	 Extend Material Master Active(31) Find Insights New	 NPI Process Multiple Materials Active(4) Find Insights New
 NPI to Production Transfer Active(32) Find Insights New	 New Part Request Active(23) Find Insights New	 Test for Wait Active(0) Find Insights New	 New Pricing Master Active(24) Find Insights New
 Pricing Master Active(16) Find Insights New	 Material Master List(2) Find Insights	 Part/Assembly List(43) Find Insights	 Plan For Every Part List(3) Find Insights
 SAP Material Master List(2) Find Insights	 SAP Purchase Info Record List(1) Find Insights		



Supplier Master Data Management

 Supplier Risk Assessment Active(1) Find New	 Extend Supplier Active(0) Find Insights	 New Supplier Request Active(26) Find Insights New	 Supplier Profile List(21) Find Insights
--	--	---	--

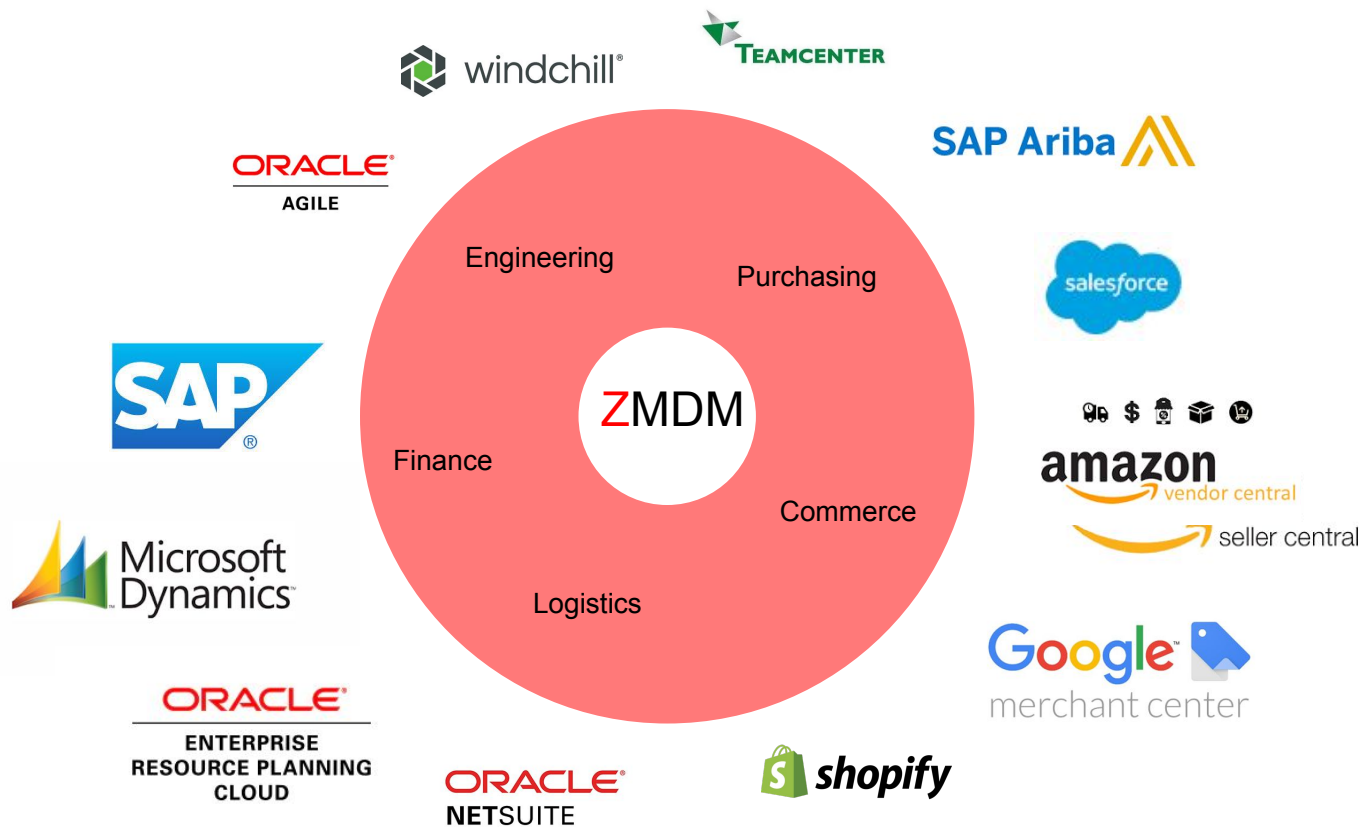
Supply Chain Master Data Management

 Supply Chain Risk Assessment Active(1) Find New
--

Customer Master Data Management

 New Customer Active(14) Find Insights	 SAP Customer Master List(1) Find Insights
--	--

Rich Capabilities for Integrating to Best-of-Breed Applications for Master Data Management



Demo

Variety of
Workflows for
Master Data

Materials
Master Data
Workflows

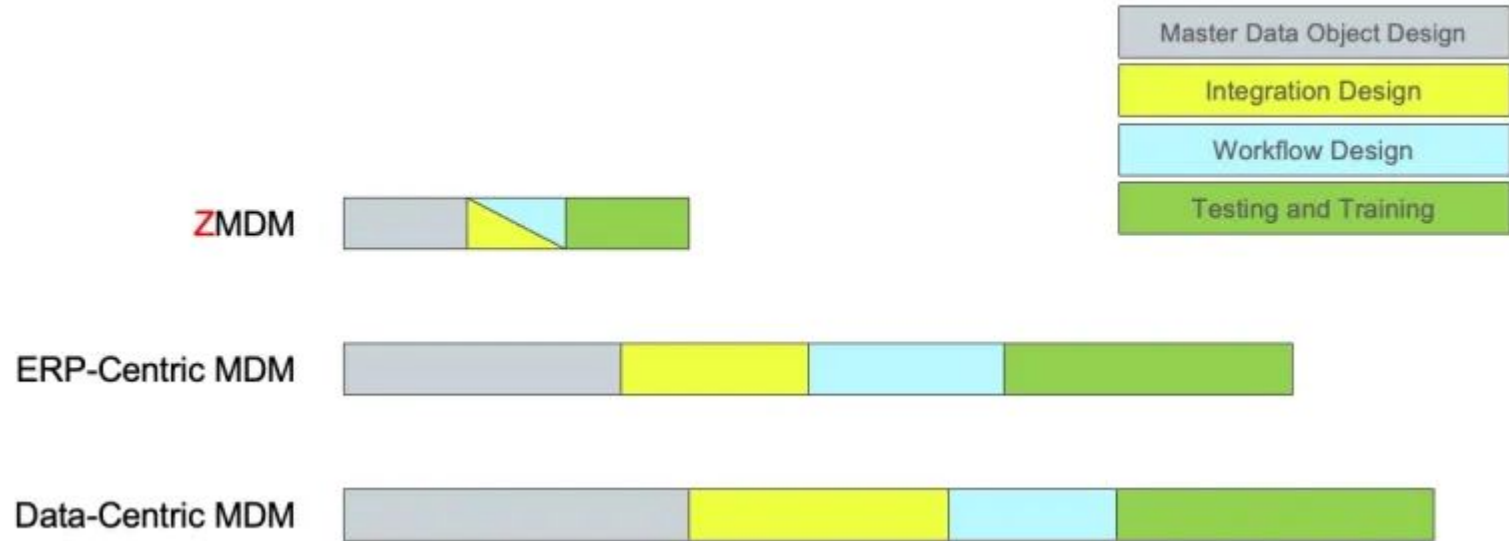
Do-it-yourself
Workflow

Integration
Made Easy

Insights

Time-to-value

Time-to-value Comparison



Summary

- ❑ *Proven success in many industries*
- ❑ *Easy to adopt and loved by users*
- ❑ *It only takes minutes to get started with the Test Drive*

[Test Drive - 60-day Free Trial](#)

[Free Pilot](#)

For More Information

Kris Gorrepati

Cambrian Lab

+1-408-569-3744

Kris.gorrepati@cambrianlab.net

